

AIR CLEANER, SILENCER, PANELS AND SUPPORTS

AIR INLET SYSTEM

Ref. No.	Part No.	Description	Quantity
First Introduced, November 1958. Locos 11100 to 11999 and 12030 and Upwards.			
1	7121-3920	Joint	1
2	6411-0600	Nut $\frac{1}{2}$ " U.N.F.	2
3	6513-0603	Lockwasher $\frac{1}{2}$ "	2
4	6211-0612	Stud $\frac{1}{2}$ " U.N.F. \times $1\frac{1}{2}$ "	2
5	72602	Bend	1
6	17862	Hose Clip	2
7	25864	Hose	1
8	102416	Inlet Pipe	1
9	102415	Tube	1
10	7654-0020	Hose Clip	2
11	7652-0030	Hose	1
12	7311-0070	Air Cleaner	1
13	90097	Cover	1
14	6411-0500	Nut $\frac{1}{8}$ " U.N.F.	1
15	6513-0503	Lockwasher $\frac{1}{8}$ "	1
16	7163	Washer $\frac{1}{8}$ "	1
17	6111-0520	Bolt $\frac{1}{8}$ " U.N.F. \times $2\frac{1}{2}$ "	1
18	102419	Support Bracket	1
19	6411-0600	Nut $\frac{1}{2}$ " U.N.F.	2
20	6513-0603	Lockwasher $\frac{1}{2}$ "	2
21	7162	Washer $\frac{1}{2}$ "	2
22	6111-0610	Bolt $\frac{1}{2}$ " U.N.F. \times $1\frac{1}{2}$ "	2
23	6411-0600	Nut $\frac{1}{2}$ " U.N.F.	1
24	6513-0603	Lockwasher $\frac{1}{2}$ "	1
25	102418	Strap	1
26	6411-0400	Nut $\frac{1}{4}$ " U.N.F.	2
27	6513-0403	Lockwasher $\frac{1}{4}$ "	2
28	6314-0412	C.S.K. Screw $\frac{1}{4}$ " U.N.F. \times $\frac{1}{2}$ "	2

EXHAUST SYSTEM


Ref. No.	Part No.	Description	Quantity
60782 SILENCER ASSEMBLY			1
This Assembly comprises Ref. Nos. 1 to 19:—			
1	100883	Silencer Body	1
2	100847	Silencer End	1
3	24606	Silencer End	1
4	100885	Inlet Pipe	1
5	100849	Flange	1
6	27137	Outlet Pipe	1
7	26952	End for Outlet Pipe	1
8	29822	Whistle Pull Rod	1
9	8770	Nut $\frac{1}{4}$ " B.S.F.	1
10	50	Ball Joint	1
11	6513-0403	Lockwasher $\frac{1}{4}$ " Dia.	1
12	1613	Exonite Knob	1
13	1216	Whistle	1
14	101154	Bracket	1
15	28400	Whistle Cap	1
16	27221	Whistle Hinge Tube	1
17	27223	Hinge Pin	1
18	7163	Br. Washer $\frac{1}{8}$ " Dia.	2
19	7126	Split Pins $\frac{1}{8}$ " Dia.	2
20	71864	Exhaust Bend	1
21	100850	Joint	2
22	6111-0610	Bolt $\frac{1}{2}$ " U.N.F. \times $1\frac{1}{2}$ "	7
23	6411-4600	Nut $\frac{1}{2}$ " U.N.F.	8
24	6513-0603	Lockwasher $\frac{1}{2}$ "	8
25	6211-0612	Stud $\frac{1}{2}$ " U.N.F. \times $1\frac{1}{2}$ "	1

PANELS AND SUPPORTS

Ref. No.	Part No.	Description	Quantity
61525 SUPPORT ASSEMBLY (Engine Side)			1
This Assembly comprises Ref. Nos. 1 to 3:—			
1	72468	Support	1
2	7661-0004	Spring	4
3	9095	Rivet	8
61524 SUPPORT ASSEMBLY (Gearbox Side)			1
This Assembly comprises Ref. Nos. 4 to 6:—			
4	72469	Support	1
5	7661-0004	Spring	4
6	9095	Rivet	8
61526 PANEL ASSEMBLY ... (Gearbox side)			1
This Assembly comprises Ref. Nos. 7 to 9:—			
7	72466	Panel	1
8	7661-0001	Fastener	2
9	7661-0008	Wire Circlip	2
61527 PANEL ASSEMBLY ... (Engine Side)			1
This Assembly comprises Ref. Nos. 10 to 12:—			
10	72467	Panel	1
11	7661-0001	Fastener	2
12	7661-0008	Wire Circlip	2

Ref. No.	Part No.	Description	Quantity
61064 PANEL ASSEMBLY RAD END G.B. SIDE			1
This Assembly comprises Ref. Nos. 13 to 15:—			
13	72078	Panel	1
14	7661-0001	Fastener	4
15	7661-0008	Wire Circlip	4
61065 PANEL ASSEMBLY RAD END ENGINE SIDE ...			1
This Assembly comprises Ref. Nos. 16 to 18:—			
16	72079	Panel	1
17	7661-0001	Fastener	4
18	7661-0008	Wire Circlip	4
61089 PANEL SUPPORT ASSEMBLY			1
This Assembly comprises Ref. Nos. 19 to 21:—			
19	101065	Support Angle	1
20	7661-0004	Spring	2
21	9095	Rivet	4
N.I.	6111-0608	Bolt $\frac{1}{2}$ " U.N.F. \times 1 "	10
N.I.	6411-0600	Nut $\frac{1}{2}$ " U.N.F.	10
N.I.	6513-0603	Lockwasher $\frac{1}{2}$ "	10
N.I.	101966	Panel Hinge	4
N.I.	102636	Hinge Packing	4
N.I.	6314-0420	C.S.K. Screw $\frac{1}{4}$ " U.N.F. \times $1\frac{1}{2}$ "	8
N.I.	6411-0400	Nut $\frac{1}{4}$ " U.N.F.	8
N.I.	6513-0403	Lockwasher $\frac{1}{4}$ "	8

FUEL TANK AND FUEL OIL PIPES



FUEL TANK AND FUEL OIL PIPES

Ref. No.	Part No.	Description	Quantity
	61067	FUEL TANK ASSEMBLY ...	1
		This Assembly comprises Ref. Nos. 1 to 4:—	
1	61056	FUEL TANK ASSEMBLY ...	1
		This Assembly comprises Ref. Nos. 2 and 3:—	
1		Fuel Tank Body (not supplied separately) ...	1
2	29704	Filler Base ...	1
3	29705	Filler Cap ...	1
4	1632	Strainer ...	1
8	6111-0608	Bolt $\frac{1}{2}$ " U.N.F. \times 1" ...	4
9	6411-0600	Nut $\frac{1}{2}$ " U.N.F. ...	4
10	6513-0603	Lockwasher ...	4
		PIPE ASSEMBLIES (First Introduced August 1960. Replacing Ref. Nos. 11, 12 and 13.	
N.I.	61888	Pipe Assembly Filter to Engine ...	1
N.I.	61887	Pipe Assembly Tank to Filter ...	1
N.I.	61889	Leak-off Pipe Assembly ...	1
	61870	FILTER ASSEMBLY (First Introduced August 1960. Replacing Ref. Nos. 36 to 49) This Assembly comprises the following Items:—	
	7313-0260	Filter ...	1
	14046	Stud $\frac{3}{8}$ " B.S.F. \times 1 $\frac{1}{4}$ " ...	2
	8771	Nut $\frac{3}{8}$ " B.S.F. ...	2
	6513-0503	Lockwasher $\frac{3}{8}$ " ...	2
	7653-0550	Adaptor $\frac{1}{2}$ " B.S.P. ...	2
15	13819	Oil Pressure Gauge ...	1
18	60846	Pipe Assembly Pressure Gauge ...	1
19	61015	FUEL TANK SUPPORT ASSEMBLY ...	1
		This Assembly comprises the following Items:—	
20	72038	Support Angle and Plate ...	1
21	7661-0004	Spring ...	1
22	9095	Rivet ...	8
	61509	POWER UNIT COVER ... This Assembly comprises Ref. Nos. 24 to 28 and 30, 31	1
24		Power Unit Cover ... (Not supplied separately)	1
26	6111-0410	Bolt $\frac{1}{2}$ " U.N.F. 1 $\frac{1}{4}$ " ...	2
27	8632	Washer $\frac{1}{2}$ " ...	2
28	6411-0400	Nut $\frac{1}{2}$ " U.N.F. ...	2
29	101805	Hinge (see Plate 9 for correct illustration) ...	2
30	23736	Rubber Stop ...	2
N.I.	61673	Prop Assembly ...	1
N.I.	102730	Clip ...	1
N.I.	102153	Rubber Block ...	1
N.I.	6725-2612	Rivet ...	2
N.I.	6313-8604	Ch. Hd. Schrew No. 10 U.N.F. \times $\frac{1}{2}$ " ...	2
N.I.	6313-8602	Ch. Hd. Screw No. 10 U.N.F. \times $\frac{1}{2}$ " ...	2
N.I.	6411-8600	Nut No. 10 U.N.F. ...	4
N.I.	6513-8603	Lockwasher $\frac{3}{8}$ " ...	4
31	101453	Wood Packing ...	2

N.I. Not Illustrated

Items 5, 6, 7, 11, 12, 13 and 32 to 49 not required.

PLATE No. 20
SANDING GEAR

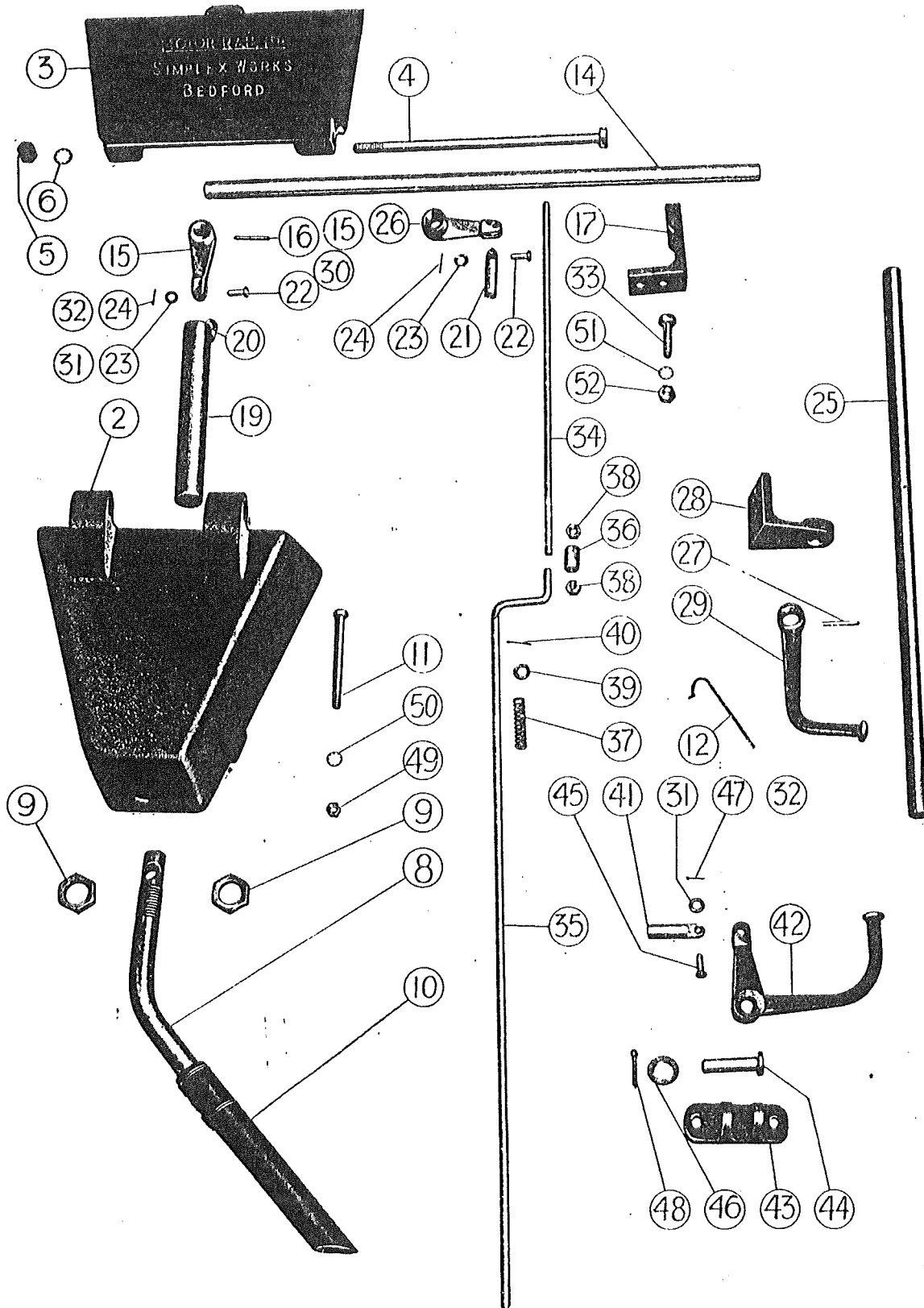
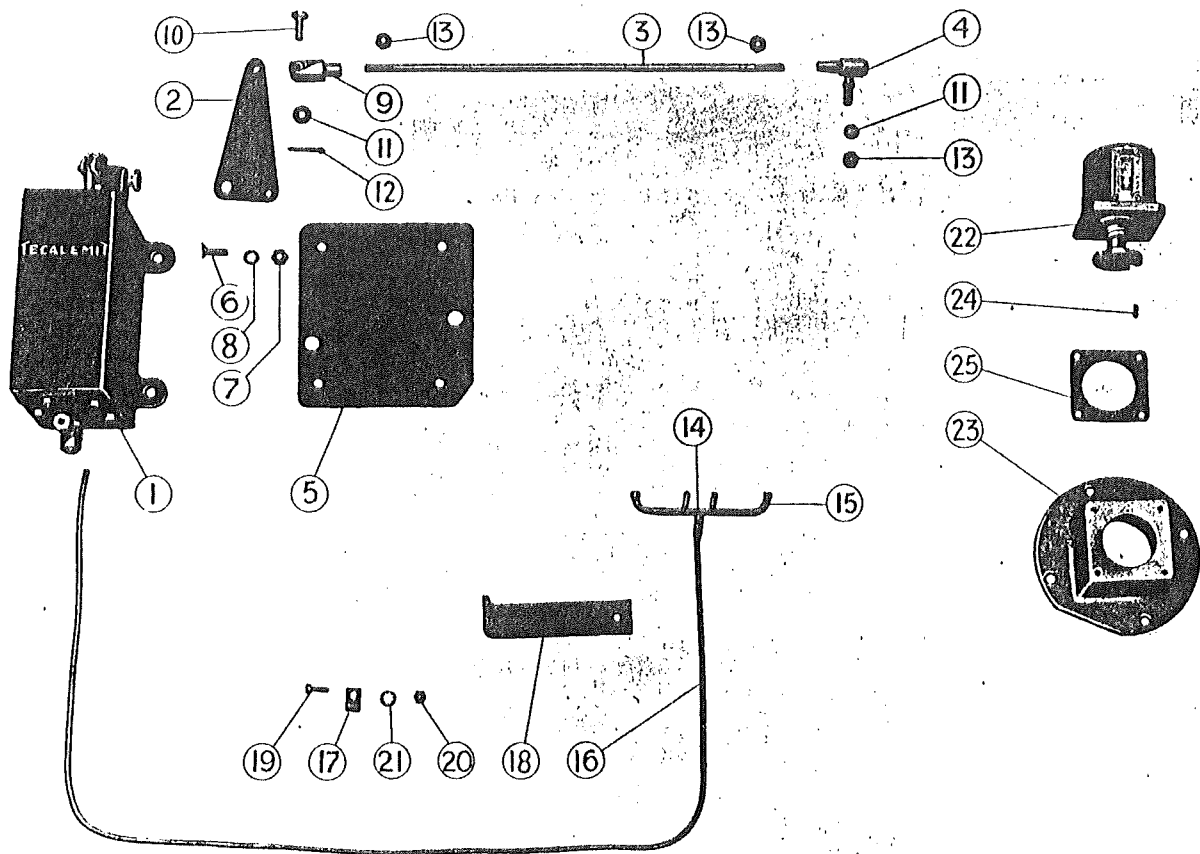


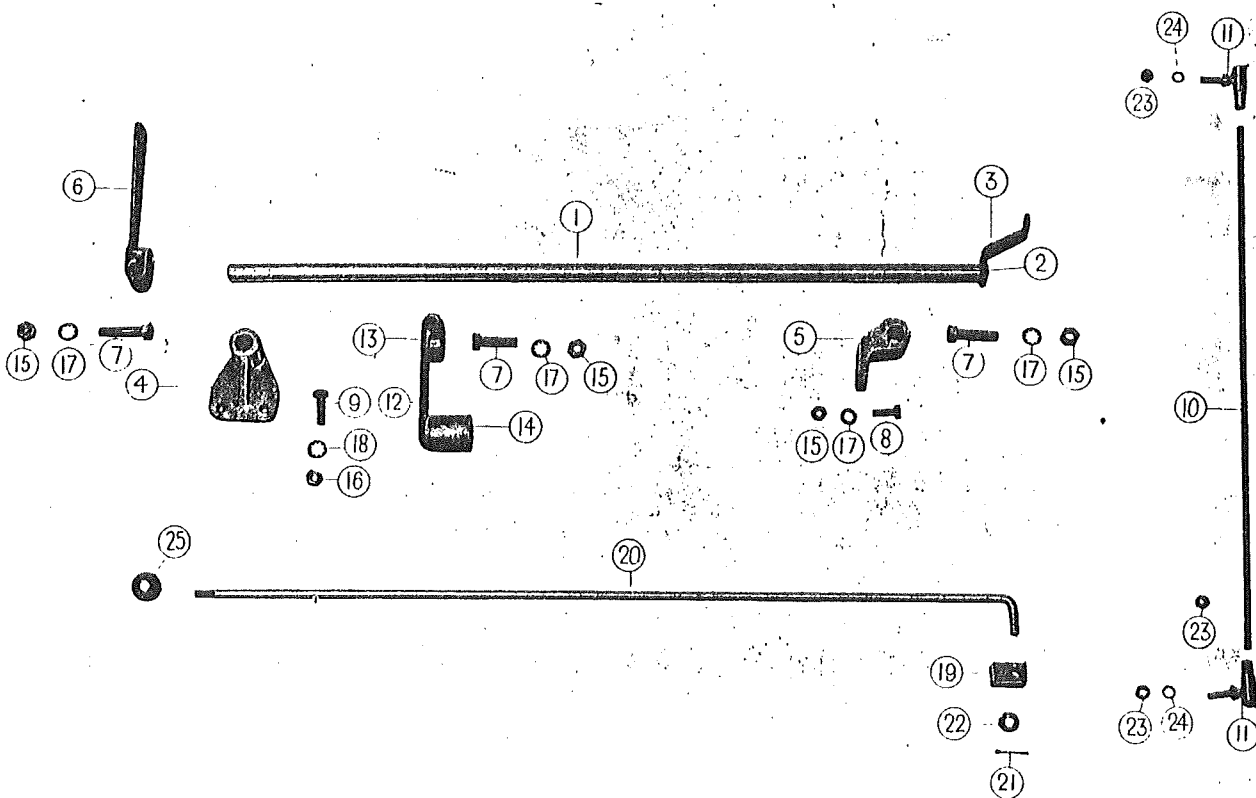
PLATE No. 20
SANDING GEAR

Ref. No.	Part No.	Description	Quantity
1	10645	SANDBOX ASSEMBLY This Assembly comprises Ref. Nos. 2 to 10:—	4
2	560A/1	Sandbox	1
3	560B/1	Sandbox Lid	1
4	6111-0867	Bolt $\frac{1}{2}$ " U.N.F. \times 10 $\frac{1}{2}$ " ...	1
5	6411-0800	Nut $\frac{1}{2}$ " U.N.F.	1
6	6513-0803	Lockwasher $\frac{1}{2}$ "	1
7	10646	SANDPIPE ASSEMBLY This Assembly comprises Ref. Nos. 8 to 10:—	4
8	26748	Sander Pipe	1
9	7379	Nuts $\frac{1}{2}$ " B.S.P.	2
10	60	Sander Pipe Hose	1
11	6111-0632	Bolt $\frac{3}{8}$ " U.N.F. \times 4"	8
12	25688	Return Spring	1
N.I.	6111-0608	Bolt $\frac{3}{8}$ " U.N.F. \times 1"	1
	61052	CROSS SHAFT ASSEMBLY RAD END This Assembly comprises Ref. Nos. 14 to 24:—	1
14	949	Cross Shaft	1
15	513	Lever	3
16	88	Taper Pin	3
17	567A/1	Bearing	2
19 } 20 }	8342	Sander Tube and Eye	2
21	100918	Rod End	1
22	731	Joint Pin	3
23	7163	Washers	3
24	7122	Split Pin	3
	60839	CROSS SHAFT ASSEMBLY BRAKE END This Assembly comprises Ref. Nos. 25 to 32 and 19 (2 off):—	1
25	949	Cross Shaft	1
26	513	Lever	2
27	88	Taper Pin	3
28	567A/1	Bearing	2
29	23720	Pedal	1
30	731	Joint Pin	2
31	7163	Washer	2
32	7122	Split Pin	3
33	6111-0612 61069	Bolt $\frac{3}{8}$ " U.N.F. \times 1 $\frac{1}{2}$ " PULL ROD ASSEMBLY This Assembly comprises Ref. Nos. 34 to 48:—	8 1
34	100803	Pull Rod	1
35	101252	Pull Rod	1
36	100920	Nut	1
37	24961	Spring	1
38	6411-0600	Nut	2
39	7162	Washer	2
40	8126	Split Pin	1
41	100918	Rod End	1
42	24925	Pedal	1
43	100922	Bracket	1
44	507D	Joint Pin	1
45	731	Joint Pin	1
46	7160	Washer $\frac{5}{8}$ " Dia.	1
47	7122	Split Pin $\frac{3}{16}$ " \times 1"	1
48	7125	Split Pin $\frac{3}{16}$ " \times 1 $\frac{1}{2}$ "	1
49	6411-0600	$\frac{3}{8}$ " U.N.F. Nut	17
50	6513-0603	Lockwashers $\frac{3}{8}$ "	17
51	6513-0603	Lockwasher $\frac{3}{8}$ "	1
52	6411-0600	$\frac{3}{8}$ " U.N.F. Nut	1

CHAIN LUBRICATOR AND ENGINE USE RECORDER



THROTTLE CONTROL



CHAIN LUBRICATOR AND ENGINE USE RECORDER

Ref. No.	Part No.	Description	Quantity
61032 CHAIN LUBRICATOR ASSEMBLY ...			1
This Assembly comprises Ref. Nos. 1 to 21:—			
1	43120	Pump	1
2	100544	Lever	1
3	26816	Pull Rod	1
4	50	Ball Joint	2
5	101443	Support Plate	1
6	6314-0412	Csk. Screws $\frac{1}{4}$ " U.N.F. \times $\frac{3}{8}$ "	4
7	6411-0400	$\frac{1}{4}$ " U.N.F. Nut	4
8	6513-0403	Lockwasher $\frac{1}{4}$ "	8
13	8770	$\frac{1}{4}$ " B.S.F. Nut	4
14 } 15 } 16 }	60790	Pipe Assembly	1
17	7654-0110	Clip	2
18	100774	Bracket	1
N.I.	13850	Setscrew 2 B.A. \times $\frac{1}{4}$ "	1
19	6313-8604	Ch. Hd. Screws No. 10 U.N.F. \times $\frac{1}{4}$ "	1
20	6411-8600	No. 10 U.N.F. Nut	2
21	6513-8603	Lockwashers $\frac{3}{16}$ "	2
60666 ENGINE USE RECORDER ASSEMBLY ...			1
This Assembly comprises Ref. Nos. 22 to 25:—			
22		Engine Use Recorder	1
23	100615	Adaptor	1
24	43172	Spring Tension Pin	1
N.I.	12802	Setscrews $\frac{3}{16}$ " B.S.F. \times $1\frac{1}{4}$ "	4
N.I.	6313-8604	Ch. Hd. Screws No. 10 U.N.F. \times $\frac{1}{4}$ "	4
25		Paper Joint... ..	1

N.I. Not Illustrated

Items 9 to 12 Not Required

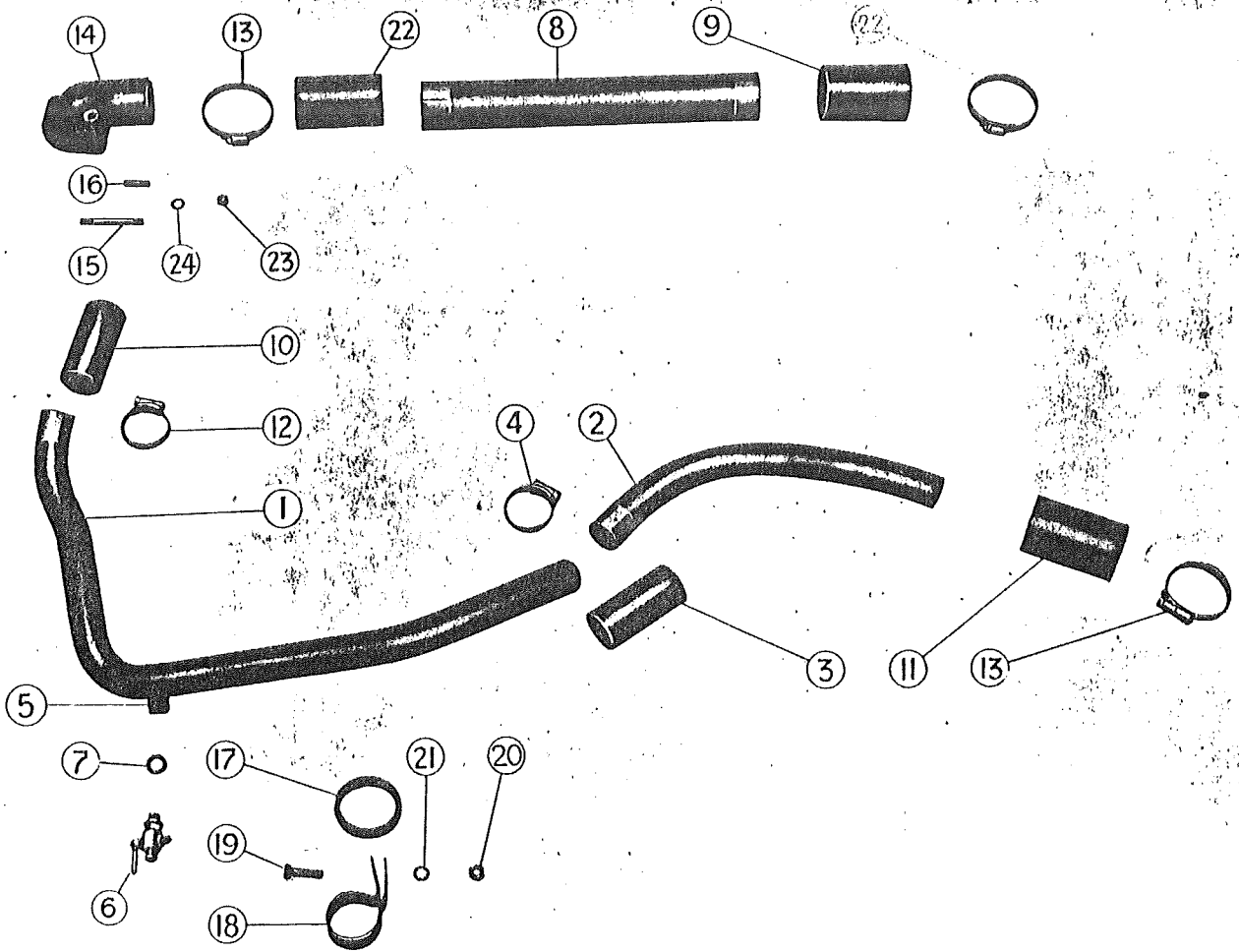
THROTTLE CONTROL

Ref. No.	Part No.	Description	Quantity
1 } 2 } 3 }	61248	Shaft and Lever	1
5	72203	Bracket	2
6	26355	Lever (see Plate 9 for correct illustration)	1
7	6111-0612	Bolt $\frac{3}{8}$ " U.N.F. \times $1\frac{1}{4}$ "	2
8	6111-0610	Bolt $\frac{3}{8}$ " U.N.F. \times $1\frac{1}{4}$ "	2
10	101442	Pull Rod	1
11	7642-1001	Ball Joint	2
12 } 13 } 14 }	61249	Balance Weight	1
15	6411-0600	$\frac{3}{8}$ " U.N.F. Nut	4
17	6513-0603	Lockwasher $\frac{3}{8}$ "	4
23	6411-0400	Nut $\frac{1}{4}$ " U.N.F.	3
24	6513-0403	Lockwasher $\frac{1}{4}$ "	2

N.I. Not Illustrated

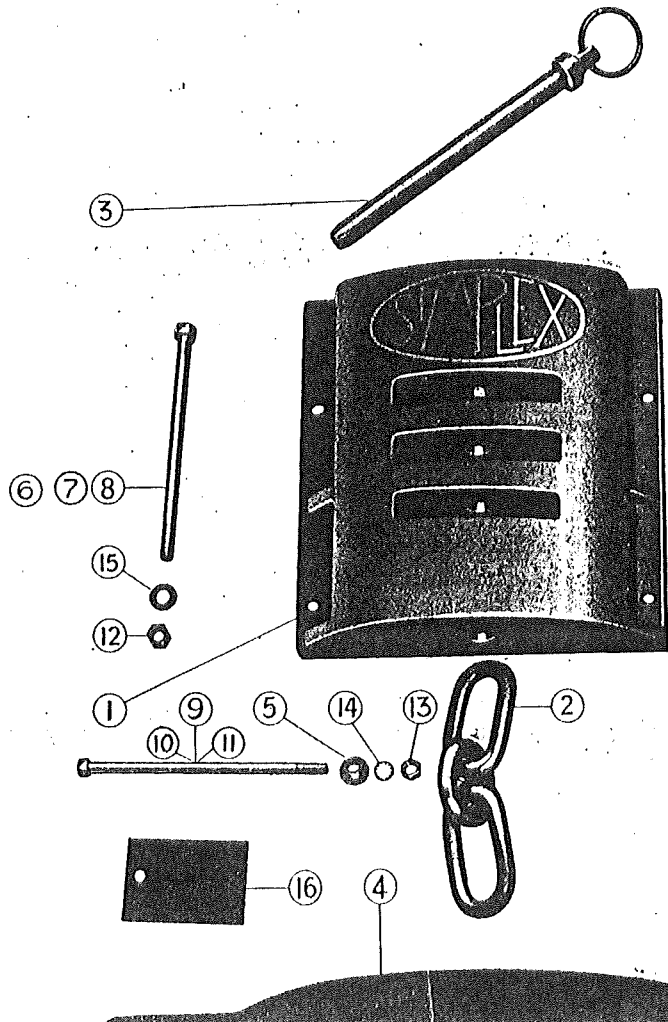
Items 16, 18, 19 to 22 and 25 Not Required

WATER PIPES



BUFFER AND DRAWGEAR

PLATE No. 22



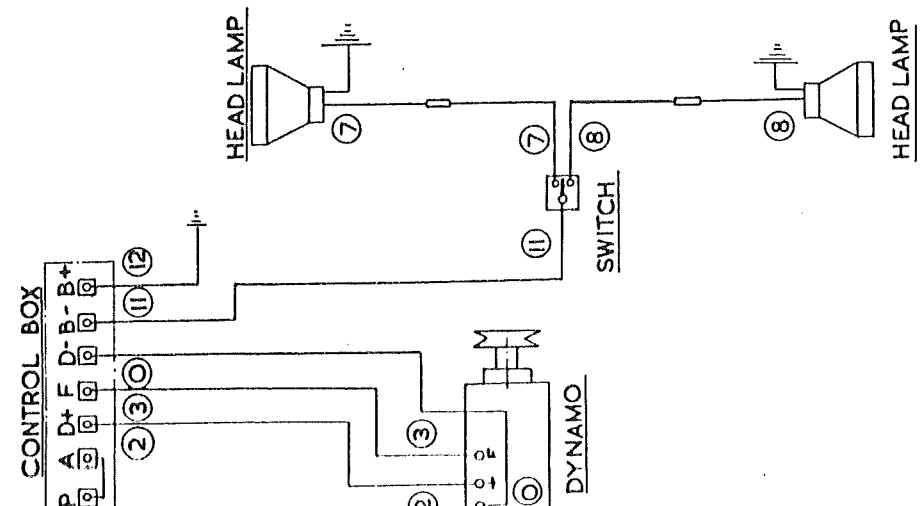
WATER PIPES

Ref. No.	Part No.	Description	Quantity
	60843	WATER PIPE ASSEMBLY This Assembly comprises Ref. Nos. 1 to 7:—	1
1	72096	Pipe and Boss	1
2	72101	Pipe	1
3	41	Hose	1
4	43	Clip	2
5		Boss (included in Ref. No. 1)	1
6	48	Cock	1
7	5059	Washer	1
8	100646	Water Pipe	1
9	25864	Hose	1
10	41	Hose	1
11	41	Hose	1
12	43	Clip	2
13	17862	Clip	6
14	71875	Water Outlet	1
15	6211-0524	Stud $\frac{1}{8}$ " U.N.F. \times 3"	1
16	6211-0510	Stud $\frac{1}{8}$ " U.N.F. \times 1 $\frac{1}{4}$ "	1
17	101520	Hose	1
18	101519	Clip	1
19	6111-0518	Bolt $\frac{1}{8}$ " U.N.F. \times 2 $\frac{1}{4}$ "	1
20	6411-0500	Nut $\frac{1}{8}$ " U.N.F.	1
21	6513-0503	Lockwashers $\frac{1}{8}$ " Dia.	1
22	25864	Hose	1
23	6411-0500	$\frac{1}{8}$ " U.N.F. Nut	2
24	6513-0503	Lockwasher	2

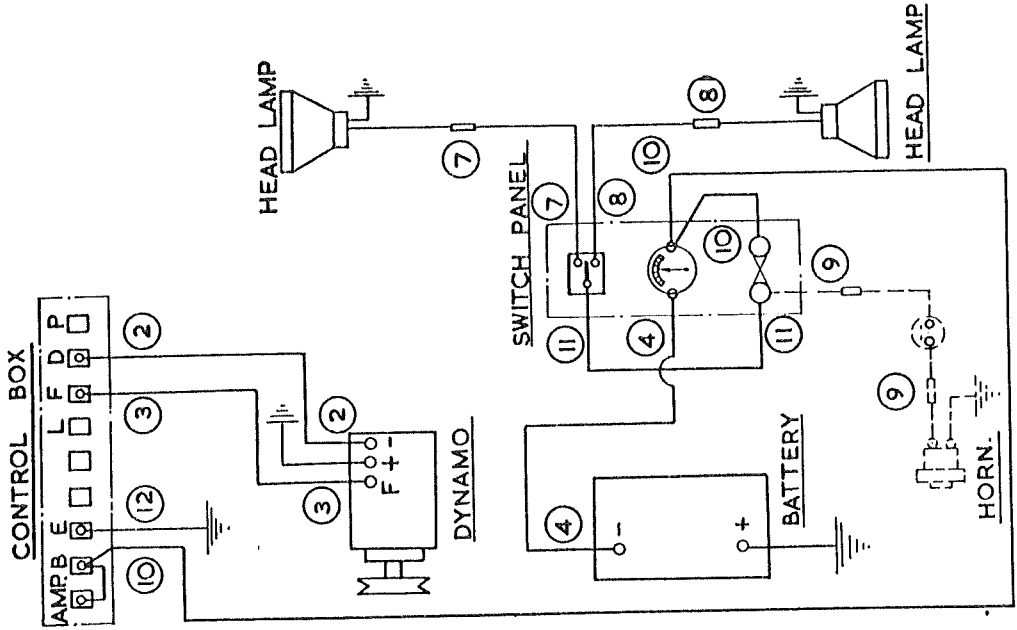
BUFFER AND DRAWGEAR

Ref. No.	Part No.	Description	Quantity
1	26742	Buffer and Drawgear Head	2
2	26260	Coupling Link	2
3	22471	Coupling pin	2
4	540/1	Buffer Fender	2
5	540/A	Ferrule	2
6	6114-1166	$\frac{3}{4}$ " U.N.F. \times long 10 $\frac{1}{2}$ " (for 5 ton Loco)	8
7	6114-1166	$\frac{3}{4}$ " U.N.F. \times 10 $\frac{1}{2}$ " long (for 6 ton Loco)	8
8	6114-1176	$\frac{3}{4}$ " U.N.F. \times 13" long (for 7 ton Loco)	8
9	6111-1064	$\frac{3}{8}$ " U.N.F. \times 10" long (for 5 ton Loco)	6
10	6111-1064	$\frac{3}{8}$ " U.N.F. \times 10" long (for 6 ton Loco)	6
11	6111-1072	$\frac{3}{8}$ " U.N.F. \times 12" long (for 7 ton Loco)	6
12	6411-1100	Nut $\frac{3}{4}$ " U.N.F.	8
13	6411-1000	Nut $\frac{3}{8}$ " U.N.F.	6
14	6513-1003	Lockwasher $\frac{3}{4}$ "	6
15	6513-1103	Lockwasher $\frac{3}{4}$ "	8
16	101602	Rubbing Plate	2

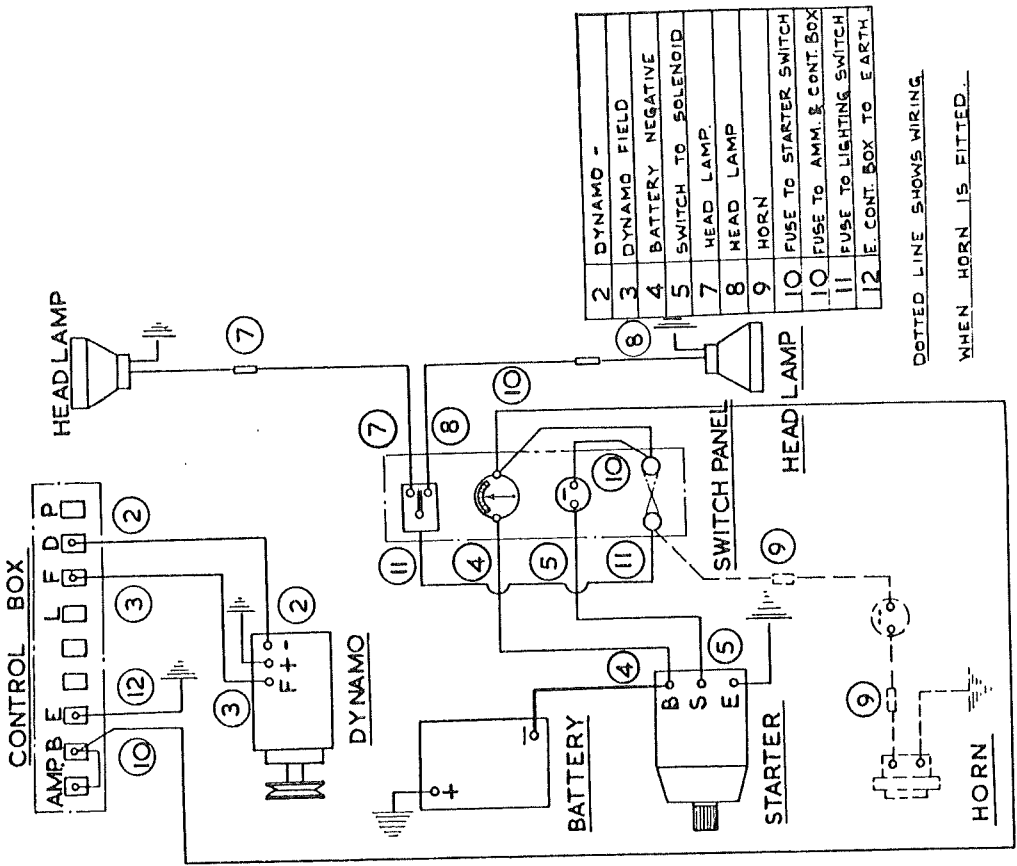
WIRING DIAGRAMS



BATTERYLESS LIGHTING



BATTERY LIGHTING



LIGHTING AND STARTING

2	DYNAMO -
3	DYNAMO FIELD
4	BATTERY NEGATIVE
5	SWITCH TO SOLENOID
7	HEAD LAMP.
8	HEAD LAMP.
9	HORN
10	FUSE TO STARTER SWITCH
10	FUSE TO AMM. & CONT. BOX
11	FUSE TO LIGHTING SWITCH
12	E. CONT. BOX TO EARTH

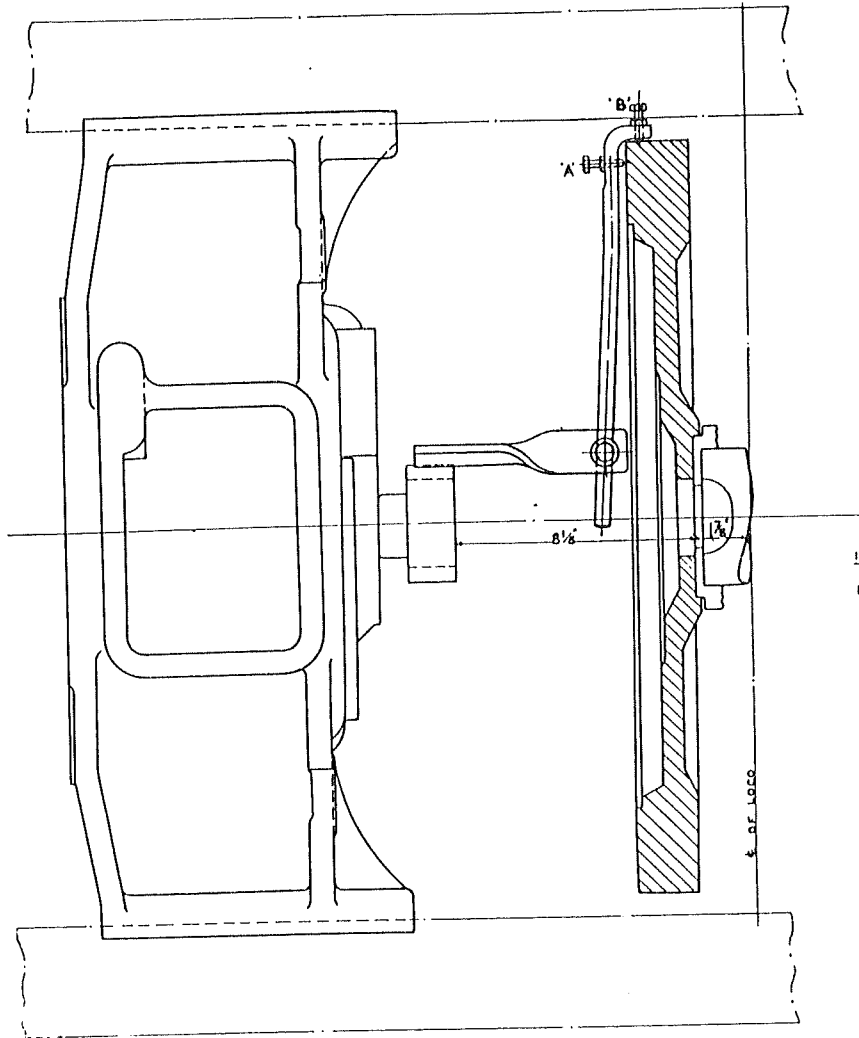
DOTTED LINE SHOWS WIRING
WHEN HORN IS FITTED.

PLATE No. 24

ELECTRICAL EQUIPMENT

Part No.	Description	Quantity
ELECTRICAL EQUIPMENT SINGLE POLE WIRING (First Introduced May, 1961)		
13844	Ammeter	1
13841	Fusebox	1
7536-0080	Control Board	1
73515	Control Board Support Plate	1
61924	Headlamp Assembly	2
71880	Dynamo	1
73514	Dynamo Cradle	1
103240	Dynamo Pulley	1
7631-0240	Dynamo Belt	1
103308	Dynamo Strap	1
42028	Switch	1
101279	Switch Support Plate	1
7511-0001	Battery (lighting & starting)	2
12840	Battery (lighting)	1
61909	Battery Link (lighting & starting)	1
61428	Battery Cradle (lighting & starting)	2
60287	Battery Cradle (lighting)	2
72369	Battery Cover (lighting & starting)	1
100988	Battery Base Board (lighting & starting)	1
70323	Battery Base Board (lighting)	1
72966	Battery Clamp (lighting & starting)	1
7552-0070	Starter Motor	1
7121-4090	Cradle	1
7121-9630	Strap	2
7121-9640	Strap	2
7121-8960	Pin	4
7121-4100	Pin	2
95611	Dowel	2
13882	Starter Button	1
42021	Shield	1
7521-0040	Earthing Strap (starter & dynamo)	2
7521-0050	Earthing Strap (battery positive)	1
7536-0100	Control Board (batteryless lighting)	1
7536-0080	Control Board (battery lighting and lighting and starting)	1

ENGINE SETTING DIAGRAM



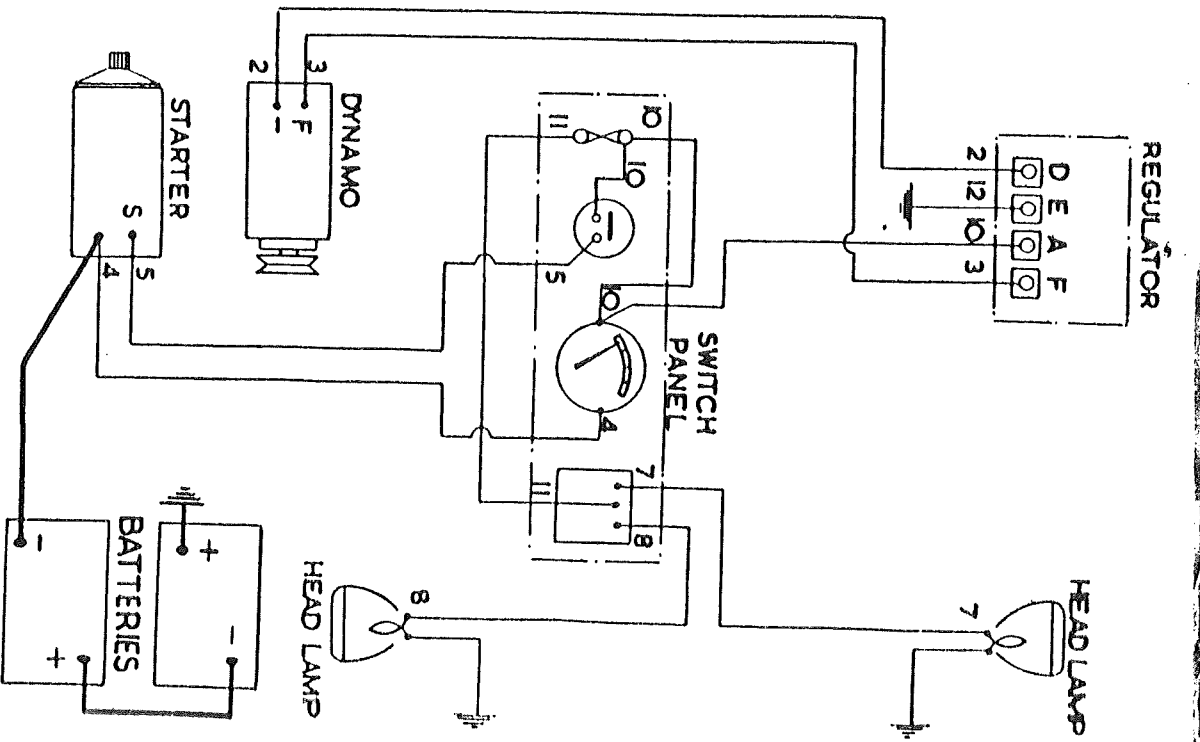
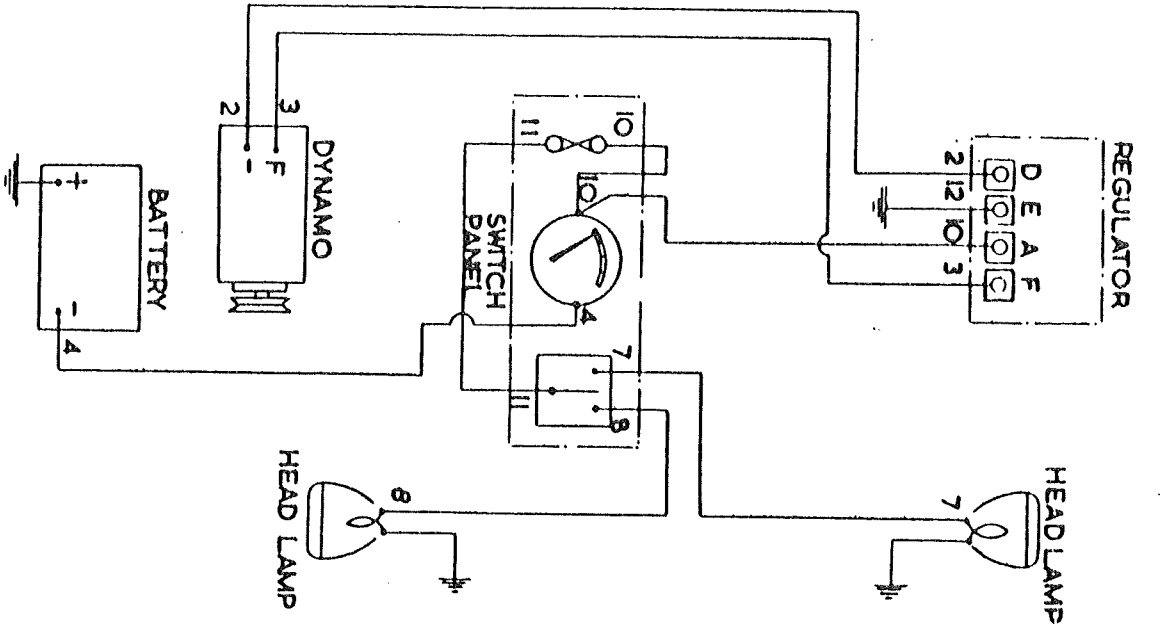
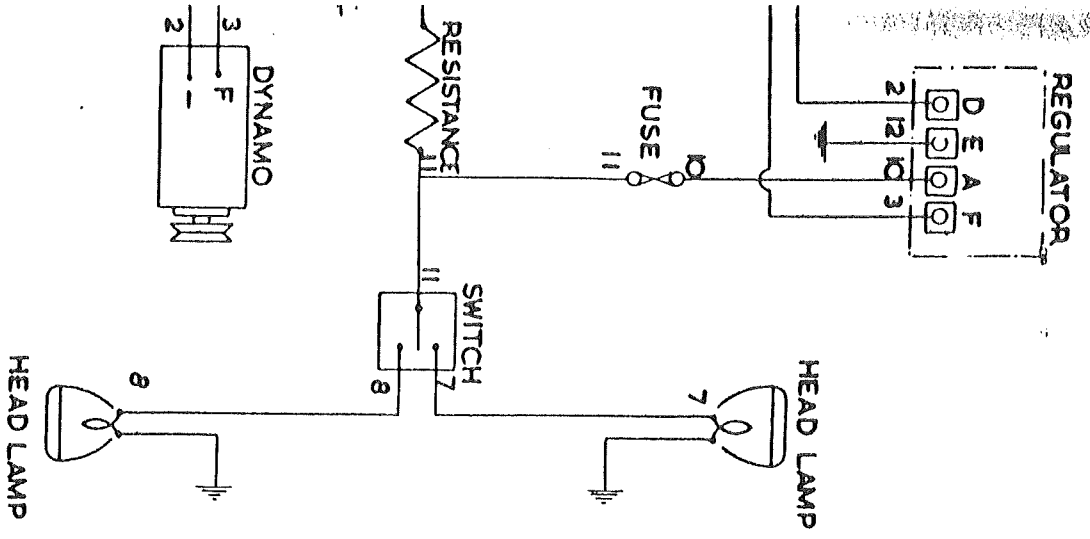
INSTRUCTIONS FOR LINING UP ENGINES.

1. FIX GEARBOX TO ENGINE BEARERS.
2. PLACE ENGINE IN POSITION.
3. FIX TRAMMEL TO GEARBOX HALF COUPLING AS INDICATED IN SKETCH. THEN ADJUST PACKING PIECES UNDER ENGINE MOUNTINGS UNTIL TRAMMEL READINGS AT POINTS 'A' & 'B' ARE WITHIN .003" AND COMPLETE REVOLUTION OF THE TRAMMEL.

W. DE LORO

ENGINE SETTING DIAGRAM 50 H.P. LOCOMOTIVE.

TRAMMEL PART No. 11770



ERYLESS LIGHTING

BATTERY LIGHTING

LIGHTING & STARTING

Plate No. 24

Plate No. 10

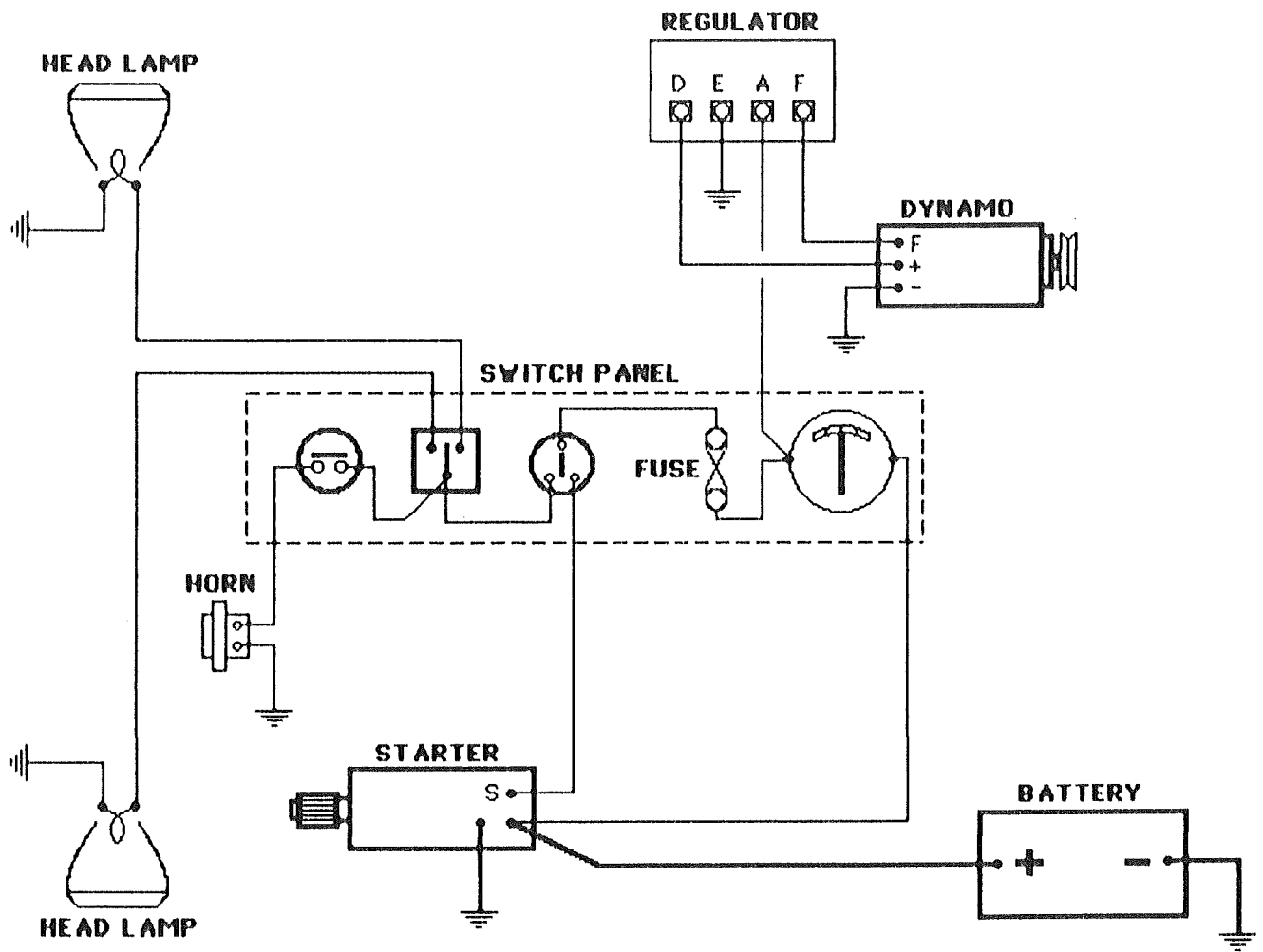
5, 6 & 7 Ton Locomotives for Insert Sheet No. 1122 - 0541
 2½, 3½ & 4½ Ton Locomotives for Insert Sheet No. 1122 - 0542

5. 6 & 7 Ton Locomotives

Plate No. 24 Electrical Equipment

Lucas C.40 Dynamo first introduced on Vehicle No. 11257

<u>Part No.</u>	<u>Description</u>	<u>Quantity</u>	<u>Part No.</u>	<u>Description</u>	<u>Quantity</u>
<u>62197 Dynamo Drive Assembly</u>			<u>Parts on Battery Lighting Equipment</u>		
74233	Bearing Housing	1	7536-0142	Lucas RB.108 control Board	1
74234	Driving Spindle incl.	1	13844	Ammeter	1
6415-1001	Selflocking Nuts $\frac{3}{8}$ UNF	2	13840	Battery	1
7621-0108	Ball Bearing (Gear End)	1	7521-0050	Earthing Strap (Battery)	1
12870	Ball Bearing (Pulley End)	1	60287	Battery Cradle Assy.	2
7627-0020	Oil Seal	1	70323	Battery Base Board	1
74367	End Cover	1	* 7534-0081	Key Switch	1
6316-0406	Socket Head Screw $\frac{1}{4}$ UNFx $\frac{3}{4}$ "	4	<u>Parts on Batteryless Lighting Equipment</u>		
5641	Woodruff Key No. 3	2	7536-0132	Control Board	1
103894	Dynamo Drive Gear	1	7536-0161	Resistance	1
74235	Pulley	1	104030	Panel	1
103322	Breather Pipe	1	<u>Parts on Lighting & Starting Equipment</u>		
7653-0530	Male Adaptor, for	1	7536-0142	Lucas RB.108 Control Board	1
7653-0340	Tubing Sleeve) Breather	1	101279	Support Plate	1
7653-0450	Tubing Nut) pipe	1	13844	Ammeter	1
<u>62227 C.40 Lucas Dynamo Assembly</u>			13882	Starter Switch	1
7551-0120	Dynamo Lucas C.40	1	42021	Starter Switch Shield	1
103905	Dynamo Pulley	1	7552-0070	Starter Motor	1
74368	Dynamo Strap	1	73546	Starter Cable	1
7631-0330	Vee Belt	1	7511-0001	Battery	2
104029	Vee Belt Cover	1	7521-0050	Earthing Strap (Battery)	1
<u>62194 Belt Tensioner Assembly</u>			61909	Link Assembly	1
104001	Tensioner Bracket	1	61482	Battery Cradle Assy	2
7625-5050	Needle Roller	1	72369	Battery Cover	1
104003	Washer	1	101769	Packing for Battery	2
7663-0040	Circlip	1	100988	Base Board	1
43142	Grease Nipple	1	72965	Clamp Assembly	1
104004	Tensioner Pulley	1	* 7534-0081	Key Switch	1
13841	Fuse Box	1	<u>NOTE: Grease Nipple on Belt Tensioner Bracket Assy. 62194 only requires greasing every 1000 running hours. Bracket to be removed to do this.</u>		
42028	Switch (2 Way)	1	* 7534-0081 Key Switch first introduced on Vehicle No. 12059 and fitted in Switch Panel connected between Battery or Starter and Ammeter.		
<u>61924 Headlamp Assembly</u>					
71859	Headlamp Casing	2			
71860	Front Cover	2			
6316-0508	Socket Cap Screws	6			
7542-1004	Lamp Glass	2			
7541-0100	Reflector and Bulb Holder	2			
100889	Sealing Ring	2			
100890	Bracket	6			
100941	Rubber Packing	2			
7542-0080	Headlamp Bulb 12V 36W. SC.C	2			
7535-0020	Cable Gland	2			
2418-2005	Wrench for Cap Screws	1			
100904	Headlamp Bracket (Brake End)	1			



Motor Rail 11142 Wiring Diagram

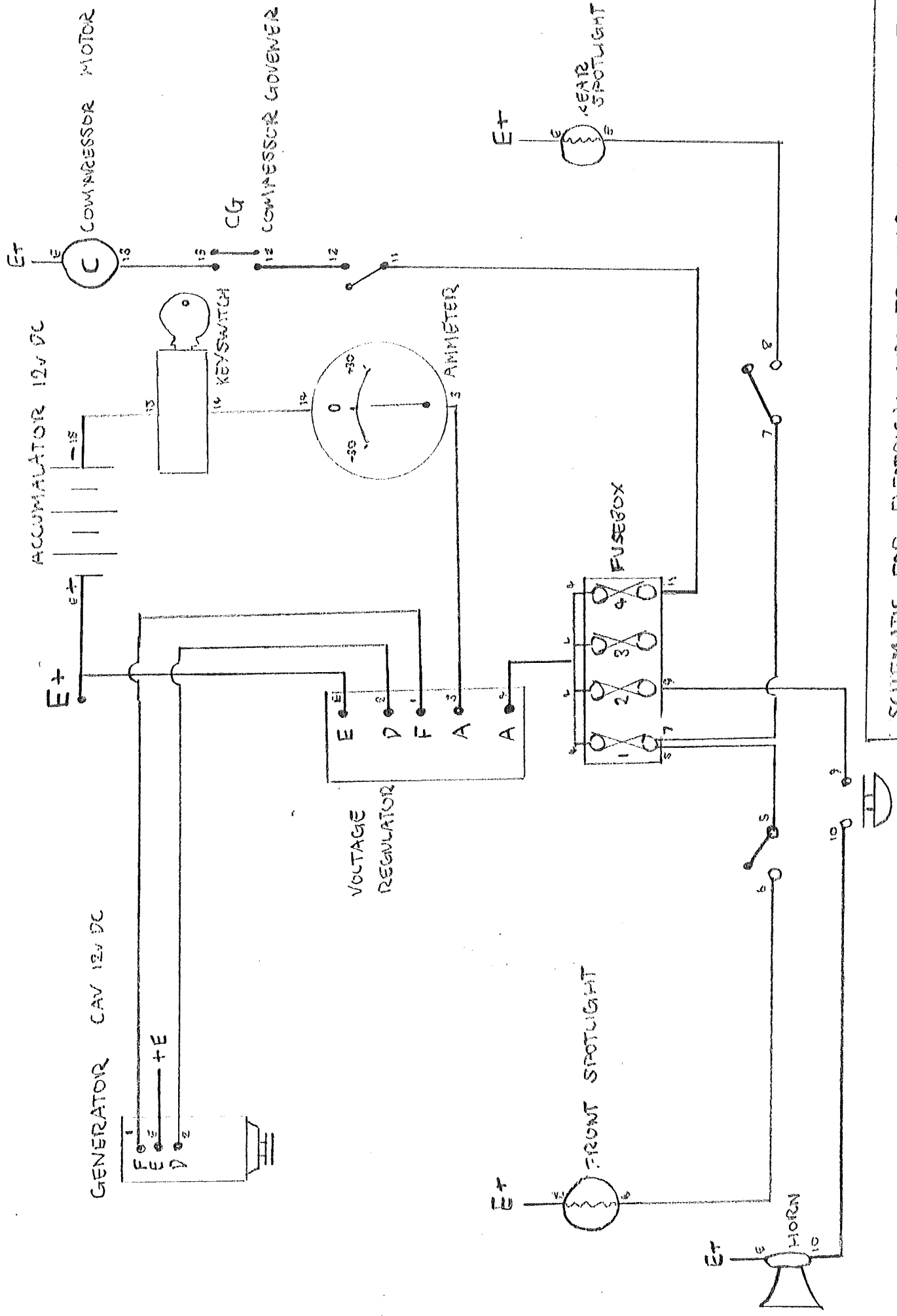
PART NUMBER INDEX

DESCRIPTION OF ITEMS GIVEN WHEN IT COVERS MORE THAN THREE PLATES

Part No.	Plate No.	Part No.	Plate No.	Part No.	Plate No.	Part No.	Plate No.
30	12	9100	5	25076	11	28199	11
41	22	9413	12, 17	25226	11	28201	11
43	22	9414	14	25268	16	28216	14
48	22	9415	14, 15	25392	11	28400	18
50	18, 21	9894	12	25526	14	28451	10
60	20	10326	15	25545	10	28475	15
62	14	10446	10	25546	10	28770	11
77	15	10480	14	25669	14	28802	11
79	14	10645	20	25670	15	28816	12
88	20	10646	20	25671	14	28817	12
444A	15	10662	14	25675	15	28820	12
444B	15	10693	15	25688	20	28821	15
449B/1	15	10774	12	25707	14	28830	15
500C	15	10795	12	25814	16	28834	12
507	9, 15	10931	12	25822	15	29110	11
507D	20	11735	11	25864	18, 22	29239	16
513	20	11744	14	25918	10	29426	11
540/1	22	11835	15	25922/S	10	29704	19
560A/1	20	11845	12	26118	12	29705	19
560B/1	20	12802	11, 21	26186	21	29822	18
567A/1	20	12803	11	26260	22	42021	24
691	15	12804	11	26355	9, 21	42028	24
728	14	12815	14	26588	15	43120	21
729	14	12840	24	26592	11	43142	12, 17
731	20	12870	17	26597	12	43170	12
949	20	12953	6	26599	12	43172	21
1216	18	12959	15	26600	12	43176	9, 15
1613	18	13543	11	26686	12	60287	24
1632	19	13819	19	26705	11	60415	15
3691	15	13841	24	26710	11	60416	15
5005	12	13844	24	26712	11	60417	15
5006	12	13851	10	26713	11	60624	14
5059	22	13882	24	26716	11	60628	15
5105	9	14046	19	26742	22	60665	14
5288	11	14293	11	26748	20	60666	21
5470	9	14298	12	26792	14	60743X	13
5474	14	17005	1	26794	14	60765	16
5726	16	17006	1	26795	14	60776	10
5736	16	17947	1	26796	14	60777	10
5774	12	17061	1	26846	11	60782	18
5816	11	17104	9	26852	11	60790	21
5903	16	17124	6	26853	11	60806	17
6085	10	17851	6	26890	15	60814	16
6119	11	17862	5, 18, 22	26891	15	60822	17
7116	11	17865	5	26952	18	60839	20
7118	15	17899	4	27056	17	60843	22
7119	11	17934	6	27059	17	60846	19
7121	14	18605	5	27063	17	60872	18
7122	20	18816	1	27064	16	60918	16
7123	10, 11	18833	4	27065	17	60927	16
7125	9, 15, 20	18840	4	27066	17	60964	16
7126	18	18891	1	27067	17	60966	16
7159	13, 15, 17	18892	7	27068	17	61015	19
7160	Washer 3/8"	19082	1	27137	18	61032	21
7161	14, 15, 17	19104	1	27221	18	61052	20
7162	Washer 3/8"	19704	9	27223	18	61064	18
7163	10, 18, 20	19713	3	27626.1X	13	61065	18
7177	15	19853	4	27627	13	61066	19
7365	15	20418	11	27956	11	61067	19
7368	15	21132	15	28159	11	61069	20
7379	20	21222	15	28160	11	61070	13
8110	11	21893	11	28162	14	61071	13
8125	9, 15	22471	22	28163	14	61089	18
		22547	10	28164	14	61096	12
8126	17, 20	22945	10	28166	14	61101	13
8162	14	22971	15	28168	11	61102	13
8342	20	23096	11	28169	11	61104	13
8629	1	23097	11	28170	11	61105	13
8632	19	23658	11	28171	11	61111	12
8636	17	23720	20	28172	11	61248	21
8736	11	23736	19	28173	11	61249	21
8761	7	23880	16	28174	11	61428	24
8770	18, 21	23882	16	28175	11	61509	19
8771	11, 14, 19	24606	18	28176	11	61524	18
8773	11, 12	24617	7	28177	11	61525	18
8774	15	24618	14	28178	11	61526	18
8776	12	24647	11	28179	11	61527	18
8778	11	24655	11	28180	11	61528	15
8807	11	24667	11	28181	11	61531	15
8811	11	24714	11	28182	11	61533	15
8819	7	24716	11	28183	11	61539	15
8820	11	24862/A	11, 12	28185	11	61542	15
8821	11	24915	16	28186	11	61544	15
8824	11	24925	20	28187	11	61652	11
8826	11	24948	11	28188	11	61673	19
8933	11	24952	11	28189/S	11	61703	10
8979	11	24961	20	28192	11	61752	11
8993	11	24965	11	28196	11	61753	11
9055	18	24966	11	28197	11	61870	19
9095	18, 19	24973	11	28198	11	61887	19

Part No.	Plate No.	Part No.	Plate No.	Part No.	Plate No.	Part No.	Plate No.
61888	19	100887	17	6119-1104	11	7121-0780	1
61889	19	100888	17	6211-0510	16, 22	7121-0890	2
61909	24	100892	16	6211-0524	22	7121-0900	2
61924	24	100907	17	6211-0607	9	7121-0920	2
70240	13	100908	17	6211-0612	9, 16, 18	7121-0930	2
70250	13	100909	17	6211-0614	16	7121-0940	2
70252	13	100918	20	6211-1014	9	7121-0950	2
70253	13	100920	20	6211-1044	12	7121-0960	2
70254	13	100922	20	6313-0610	10	7121-0970	2
70323	24	100930	16	6313-8602	19	7121-0980	2
71646	13	100988	24	6313-8604	19, 21	7121-0990	2
71648	13	101060	16	6313-8606	17	7121-1000	2
71655	16	101061	16	6313-8610	17	7121-1010	2
71662	16	101065	18	6314-0412	18, 21	7121-1020	2
71679	16	101154	18	6314-0420	9, 18	7121-1030	2
71720	12	101234	10	6314-0512	1, 5	7121-1040	2
71722	12	101235	10	6314-8612	10	7121-1050	2
71813	10	101252	20	6411-0400	Nut 1/4" UNF	7121-1060	2
71814	10	101273	10	6411-0500	16, 18, 22	7121-1070	2
71817/S	10	101279	24	6411-0600	Nut 3/8" UNF	7121-1080	2
71818	10	101300	12	6411-0700	5	7121-1090	2, 3
71826	10	101301	12	6411-0800	Nut 1/2" UNF	7121-1100	2, 4
71833	10	101344	9	6411-1000	1, 22	7121-1110	2
71858	17	101442	21	6411-1100	17, 22	7121-1120	2
71864	18	101443	21	6411-1300	15	7121-1130	2
71870	16	101453	19	6411-1307	12	7121-1140	2
71875	22	101519	22	6411-1507	12	7121-1150	2, 4
71880	24	101520	22	6411-4600	9, 18	7121-1160	2
71978	16	101602	22	6411-8600	21	7121-1170	2
72002	16	101643	9, 10	6411-8606	17	7121-1180	2
72050	10	101645	9, 10	6412-0600	1	7121-1190	2
72070/B	13	101695	9	6412-1307	12	7121-1200	2, 4
72072/A	13	101805	9, 19	6413-0800	17	7121-1210	2
72078	18	101966	18	6413-1000	10	7121-1220	2
72079	18	102153	19	6413-1200	7	7121-1230	2
72096	22	102415	18	6416-0501	10	7121-1240	2
72099	12	102416	18	6416-0601	10, 15	7121-1250	2, 4
72101	22	102418	18	6415-0701	11	7121-1260	2, 4
72122	12	102419	18	6415-0801	11, 12	7121-1370	3
72133	13	102636	18	6415-1001	12	7121-1380	3
72135	15	102730	19	6415-1101	12	7121-1390	3
72203	21	103240	24	6431-1307	12	7121-1410	3
72339	11	103308	24	6431-1507	12	7121-1420	3
72369	24	600132	11	6513-0403	Lockwasher 1/4"	7121-1430	3
72371/S	11	600133	11	6513-0503	Lockwasher 5/16"	7121-1440	3
72383	11	600134	11	6513-0603	Lockwasher 3/8"	7121-1450	3
72386	11	600147	10	6513-0703	9, 12	7121-1460	3
72387	11	600148	10	6513-0803	Lockwasher 1/2"	7121-1470	3
72437	9, 15	6111-0404	9, 16	6513-1003	9, 12	7121-1480	3
72440	9, 15	6111-0405	7	6513-1103	22	7121-1490	3
72443	15	6111-0406	10, 16	6513-1303	12, 15	7121-1500	3
72446	18	6111-0407	9	6513-8603	Lockwasher 3/16"	7121-1510	3
72467	18	6111-0408	1, 16	6519-0011	10	7121-1520	3
72468	18	6111-0410	19	6432-1307	12	7121-1530	3
72469	18	6111-0506	9, 21	6725-2612	19	7121-1540	3
72602	18	6111-0507	Setscrew	7121-0020	1	7121-1550	3, 9
72717	11		3/16" UNF x 3/4"	7121-0030	1	7121-1560	3, 9
72718	11	6111-0508	5, 7	7121-0040	1	7121-1580	3
72724/S	11	6111-0509	4, 7	7121-0050	1, 5	7121-1630	4
72725	11	6111-0518	22	7121-0060	1	7121-1640	4, 9
72966	24	6111-0520	18	7121-0080	1	7121-1680	10
73276	13	6111-0526	5	7121-0090	1	7121-1690	4
73514	24	6111-0544	3	7121-0100	1	7121-1700	4
73515	24	6111-0604	2, 6	7121-0110	1	7121-1710	4
73704	7	6111-0606	9, 16	7121-0120	1, 3	7121-1720	4
90034	10	6111-0608 Bolt 3/8" UNF x 1"		7121-0130	1	7121-1730	4
90043	12	6111-0609	3, 9	7121-0140	1	7121-1740	4, 9
90044	12	6111-0610	10, 18, 21	7121-0150	1	7121-1750	4
90097	18	6111-0611	3	7121-0270	1	7121-1760	4, 9
95088	9	6111-0612 Bolt 3/8" UNF x 1 1/2"		7121-0280	1	7121-1770	4
95089	9	6111-0613	7	7121-0290	1	7121-1780	4
95090	9	6111-0614	10	7121-0300	1	7121-1790	4
95091	1, 9	6111-0615	7	7121-0320	1	7121-1800	4
95168	7	6111-0624	15	7121-0400	1	7121-1820	4
95518	3	6111-0626	9	7121-0410	1	7121-1840	4
95531	3, 6	6111-0630	6	7121-0420	1	7121-1860	4
95541	3	6111-0632	20	7121-0430	1	7121-1900	4
95581	1	6111-0654	7	7121-0440	1	7121-1920	4
95611	2, 4, 24	6111-0709	3, 6, 9	7121-0450	1	7121-1930	4
95721	7	6111-0711	2	7121-0460	1	7121-1950	4
100446	15	6111-0714	3	7121-0470	1	7121-2000	4
100460	11	6111-0715	3	7121-0480	1	7121-2010	4
100544	21	6111-0716	11	7121-0490	1	7121-2020	4
100600	12	6111-0718	11	7121-0500	1	7121-2030	4
100605	15	6111-0812	9, 11	7121-0510	1	7121-2040	4
100615	21	6111-0814	12, 14, 16	7121-0520	1	7121-2050	4
100646	22	6111-0816	14	7121-0530	1	7121-2060	4
100774	21	6111-0818	15	7121-0640	1	7121-2070	4
100803	20	6111-0820	14	7121-0650	1	7121-2080	4
100814	17	6111-0867	20	7121-0700	1	7121-2120	9
100826	10	6111-1012	4	7121-0710	1	7121-2130	9
100829	12	6111-1020	3	7121-0720	1	7121-2140	9
100847	18	6114-1072	22	7121-0730	1	7121-2150	9
100849	18	6114-1166	22	7121-0740	1	7121-2160	9
100850	18	6114-1176	22	7121-0750	1	7121-2170	9
100883	18	6119-1101	13	7121-0760	1	7121-2180	9
100885	18	6119-1103	10	7121-0770	1	7121-2190	9

Part No.	Plate No.	Part No.	Plate No.	Part No.	Plate No.	Part No.	Plate No.
7121-2200	9	7121-3130	6	7121-4420	9	7313-0070	8
7121-2210	9	7121-3140	6	7121-4430	9	7313-0080	8
7121-2220	9	7121-3160	6	7121-4440	9	7313-0090	8
7121-2230	9	7121-3170	6	7121-4450	9	7313-0100	8
7121-2240	9	7121-3180	6	7121-4460	9	7313-0110	8
7121-2250	7, 9	7121-3200	6	7121-7110	1	7313-0120	8
7121-2260	9	7121-3210	6	7121-7140	1	7313-0130	8
7121-2270	9	7121-3220	6	7121-7150	1	7313-0200	8
7121-2280	9	7121-3230	6	7121-7380	4	7313-0210	8
7121-2340	5	7121-3280	7	7121-7400	7	7313-0220	8
7121-2350	5	7121-3290	7	7121-7460	5	7313-0230	8
7121-2360	5	7121-3330	7	7121-7480	6	7313-0260	19
7121-2370	5, 8	7121-3340	7	7121-7520	6	7313-0280	8
7121-2380	5	7121-3350	7	7121-7530	6	7316-0002	16
7121-2400	5	7121-3360	7	7121-7540	6	7316-0003	16
7121-2410	5	7121-3370	7	7121-7620	6	7316-0004	16
7121-2420	5	7121-3380	7	7121-7660	7	7511-0001	24
7121-2430	5	7121-3390	7	7121-7670	7	7521-0040	24
7121-2500	5	7121-3400	7	7121-7730	7	7521-0050	24
7121-2510	5	7121-3410	7	7121-7760	1	7536-0080	21
7121-2520	5	7121-3420	7	7121-8050	1	7752-0070	24
7121-2530	1, 5, 6	7121-3430	7	7121-8060	1	7627-0010	10
7121-2540	5	7121-3440	7	7121-8070	1	7629-0030	17
7121-2550	5	7121-3460	7	7121-8170	3	7631-0060	17
7121-2600	6	7121-3470	7	7121-8370	4	7631-0240	24
7121-2610	6	7121-3480	7	7121-8960	24	7635-0061	7
7121-2620	6	7121-3490	7	7121-9630	24	7642-1001	21
7121-2630	6	7121-3510	7	7121-9640	24	7652-0030	18
7121-2640	6	7121-3520	7	7122-0005	2	7653-0003	6
7121-2650	6	7121-3530	7	7122-0006	2	7653-0550	19
7121-2660	6	7121-3540	7	7122-0025	4, 9	7654-0020	18
7121-2670	6	7121-3550	7	7122-0100	2	7654-0110	21
7121-2680	6	7121-3560	7	7122-0102	1	7661-0001	18
7121-2690	6	7121-3570	7	7122-0103	5	7661-0004	18, 19
7121-2700	6	7121-3580	7	7122-0106	1	7661-0008	18
7121-2710	6	7121-3590	7	7122-0108	1	7913-0010	8
7121-2720	6	7121-3600	7, 9	7122-0109	1	7913-3031	8
7121-2780	6	7121-3610	7	7122-0110	5	7913-3032	8
7121-2790	6	7121-3630	7, 9	7311-0070	18	7913-3033	8
7121-2800	6	7121-3640	7	7312-0010	8	7913-3034	8
7121-2810	6	7121-3650	7	7312-0020	8	7913-3035	8
7121-2820	6	7121-3660	7	7312-0030	8	7913-3036	8
7121-2830	6	7121-3670	1, 7	7312-0040	8	7913-3037	8
7121-2840	6	7121-3690	7	7312-0050	8	7913-3038	8
7121-2850	6	7121-3700	7	7312-0060	8	7913-3039	8
7121-2860	6	7121-3710	7	7312-0070	8	7913-3040	8
7121-2870	6	7121-3730	7	7312-0080	8	7913-3041	8
7121-2930	6	7121-3920	9, 18	7312-0090	8	7913-3042	8
7121-2940	6	7121-3930	9	7312-0100	8	7931-3031	8
7121-2950	6	7121-3940	9	7312-0110	8	7931-3032	8
7121-2900	6	7121-3950	9	7312-0120	8	7931-3033	8
7121-3000	6	7121-4000	9	7312-0130	8	7931-3034	8
7121-3010	6	7121-4090	24	7312-0140	8	7931-3035	8
7121-3020	6	7121-4100	24	7312-0150	8	7931-3036	8
7121-3030	6	7121-4200	9	7312-0160	8	7931-3037	8
7121-3040	6	7121-4210	9	7312-0170	8	7931-3038	8
7121-3050	6	7121-4220	9	7312-0180	8	7931-3039	8
7121-3060	6	7121-4283	10	7313-0020	8	7931-3040	8
7121-3080	6	7121-4293	10	7313-0030	8	7931-3041	8
7121-3090	6	7121-4310	10	7313-0040	8	7931-3042	8
7121-3100	6	7121-4320	10	7313-0050	8	7963-5002	7
7121-3120	6	7121-4410	9	7313-0060	8		



SCHEMATIC FOR ELECTRICAL CIRCUITS MR 11246 MTF